

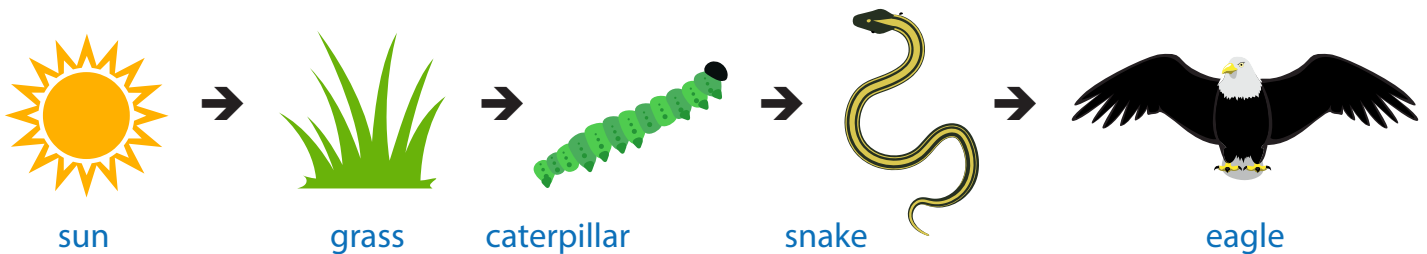


Activity 1: Weaving a Food Web

Introduction

All living things — plants and animals — need energy to live. Spring flowers need energy to grow and bloom. Birds need energy to move their wings for flight. People need energy for all kinds of things, from thinking to laughing to playing soccer to sleeping.

All living things get their energy from food. Green plants use energy from the sun to make their food. Animals get their energy by eating plants or other animals. The sun is at the beginning of every food chain. Here's a simple **food chain**:



A **food web** is more complex than a food chain. It is made of many interconnected food chains within a community. Here are three food chains that together make a wetland food web:

sun > grass > grasshopper > blue jay > owl

sun > grass > rabbit > hawk

sun > clover > caterpillar > snake > hawk

In this activity, kids will be creating an active food web with a ball of yarn and their bodies!

Supplies

- Photocopy of the plant and animal cards included, and cut along dotted lines
- Ball of yarn
- Tape or safety pins to attach cards to kids' clothing



Activity 1: Weaving a Food Web

(continued from previous page)

Let's get started!

Photocopy the plant and animal sheets included and cut along the dotted lines. Have the kids choose one card each and tape or pin it to the front of their shirts. (Be sure that someone is the "sun.") Form a circle, with the sun standing at the center. Have every child introduce themselves as the plant or animal they represent. **Ask the kids:**

- Who in the circle would I give my energy to? (*Who might eat me?*)
- Who in the circle could give me energy? (*Whom could I eat?*)

Explain that the ball of yarn represents energy from the sun. Ask the sun to hold onto the loose end of yarn and toss (or walk) the ball of yarn to someone who can use that energy (a green plant). When the kid representing the green plant has the ball of yarn, they toss the yarn to someone next in the food chain. Keep going until the yarn reaches the animal at the top of that food chain (a carnivore — an animal that eats other animals). You've completed one food chain!

Return the yarn to the sun and start a new chain, and continue making food chains until every kid is holding at least one piece of yarn. **Ask the kids:**

- Have we made food chains? (*Yes, many!*)
- What do all of our food chains together look like? (*A food web*)
- Who is holding the most pieces of yarn and why? (*The sun, because every food chain starts with the sun*)
- What else is part of many food chains (*Green plants*)

More activities

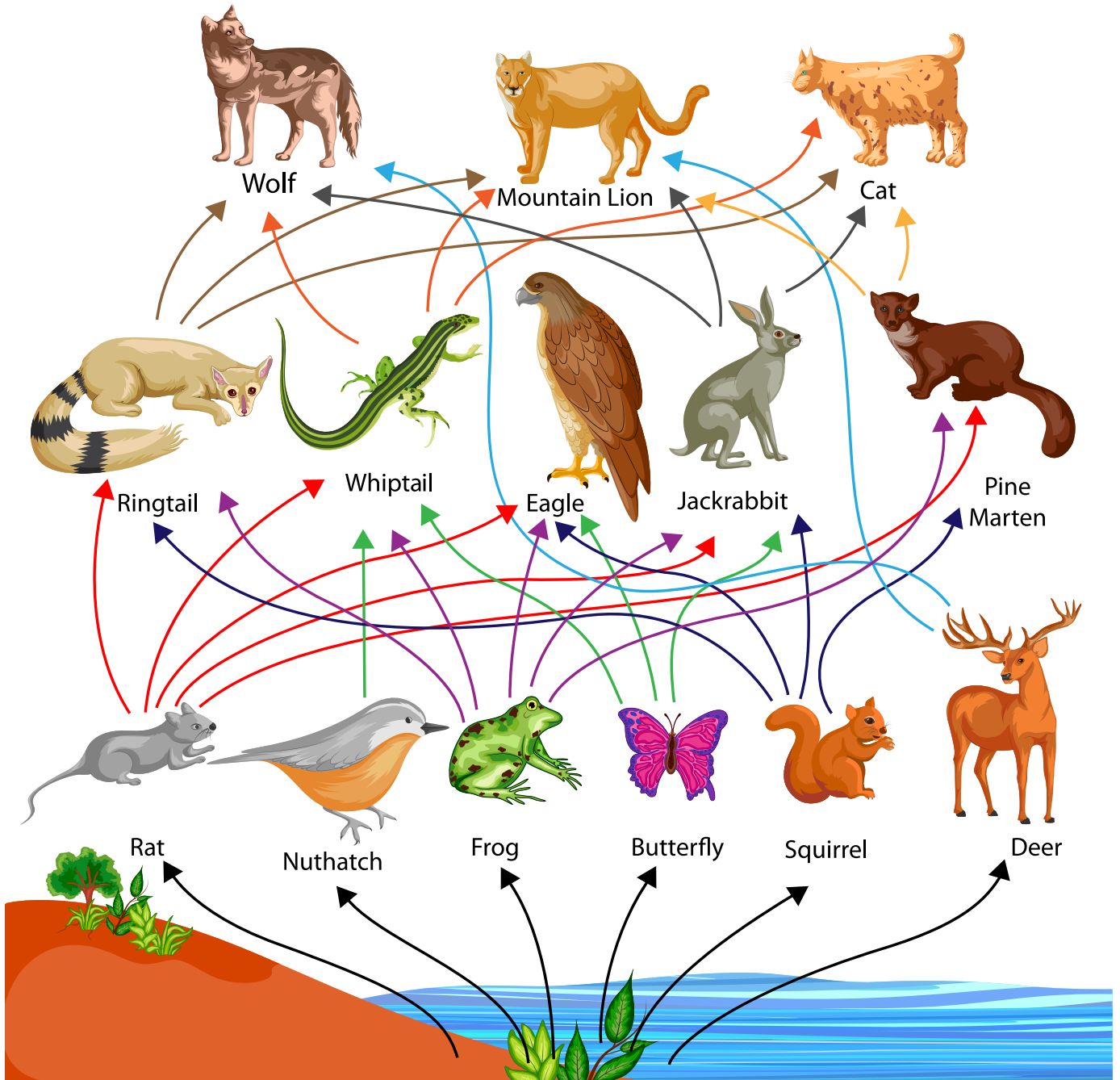
Food Chain Natural Links

<https://www.themailbox.com/magazines/science-idea-food-chain/natural-links>

Food Chain Stacking Cups


<http://rovingfiddlehead.com/kidlit/flannel-friday-food-chain-stacking-cups/>

Food Web



Find more River Rangers activities on the Start with a Book website:
www.startwithabook.org/river-rangers-book-based-science-adventure

Food Web Card 1




Human



Duck




Dandelion



Fox

Food Web Card 2




Owl



Bobcat



Cattail



Beetle

Food Web Card 3



Mouse



Sunflower




Robin

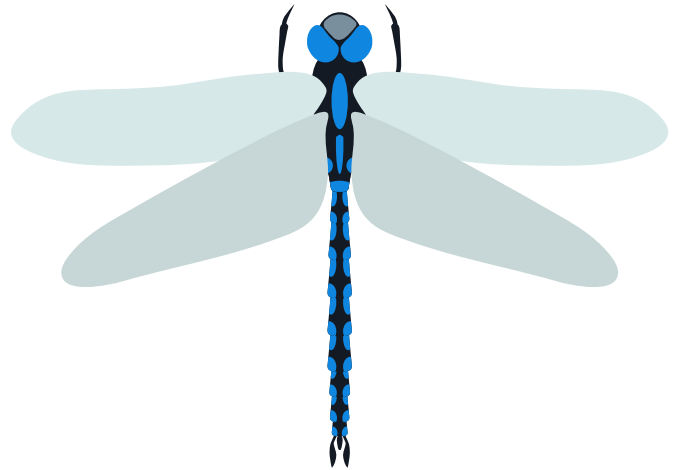


Blue Jay

Food Web Card 4



Butterfly



Dragonfly




Wildflowers



Coyote

Food Web Card 5



Sun



Grass




Rabbit



Spider


Food Web Card 6



Snake



Frog



Caterpillar



Hawk